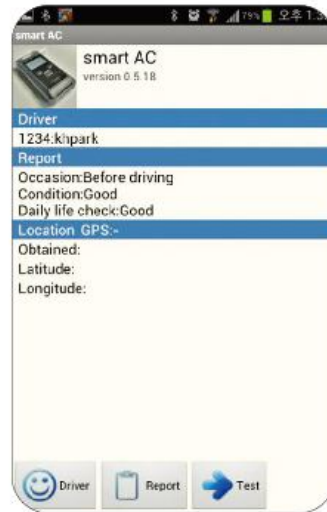


ALP-1 bluetooth connecting with Android smart phone

 **Bluetooth**[®]



Click the application



Click the icon for sampling



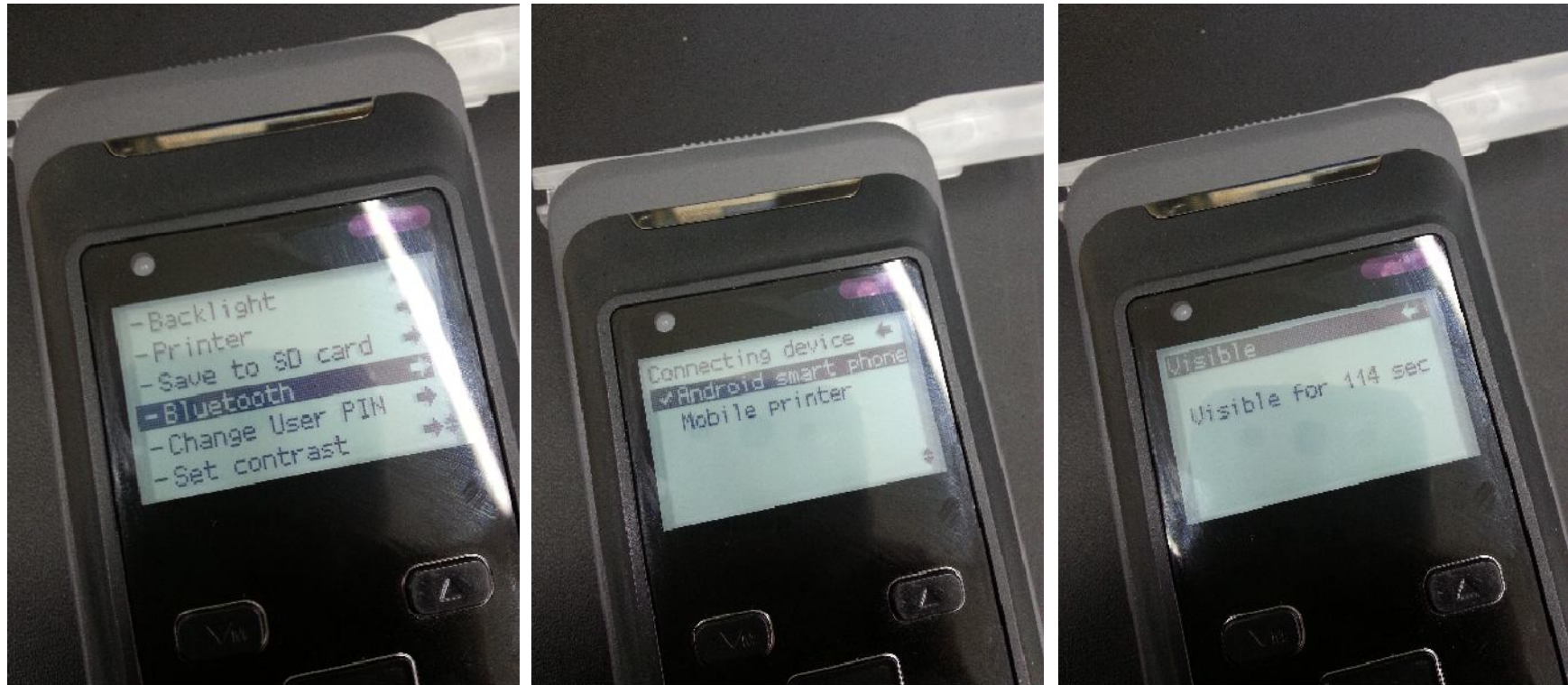
See the camera during sampling



Test result send to E-mail

- Result stored on the phone and sended to manager in realtime
- Tested location trackable
- Preventing bypass (sampling by other person)
- Usable at Truck, Bus, Metro or any other type of transportation company

Setting ALP-1 for BT connecting android smart phone



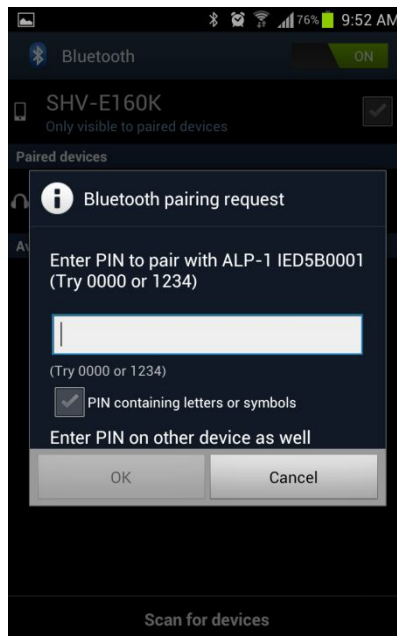
Turn on BT mode and make ALP-1 visible to android smart phone



1. Open and download “Smart AC” app. on android smart phone

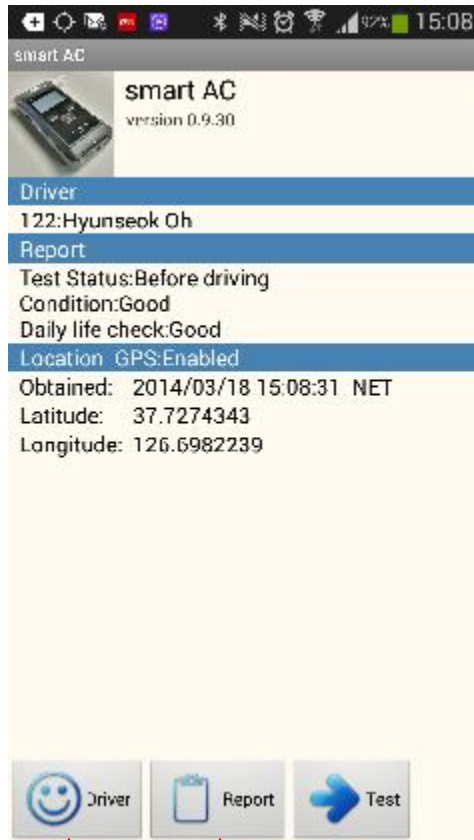
(*Smart AC app. is only supplied by email not on the android market)

2. Turn on GPS & BT of android smart phone



1. Find target ALP-1with serial No. at BT mode


2. Enter BT Paring PIN number **1000**



**Set driver ID
& NAME**

**Set driver's
condition**

1. Open the app.
2. if GPS is on, GPS information is showing
3. Go to test



1. Check BT & smart phone icon showing on ALP-1 LCD

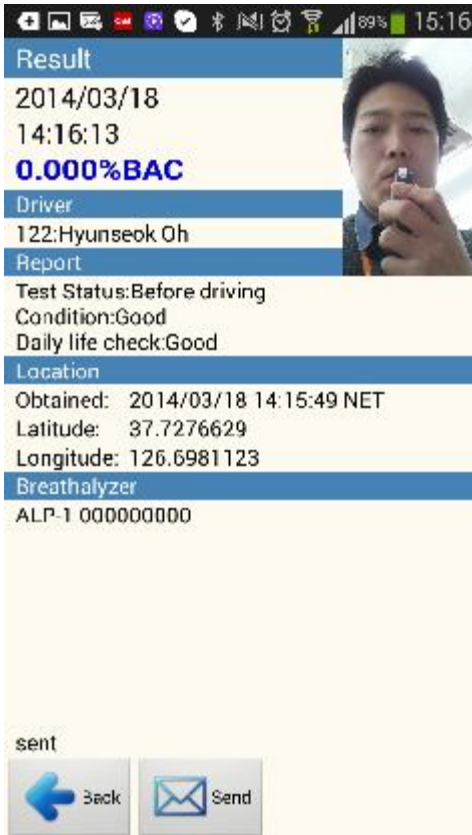
*It means ALP-1 and android smart phone connected



2. Holding smart phone and make sure your face is on the phone screen and blow into ALP-1

3. Smart phone camera will automatically take your face picture

*Taking of picture is preventing blowing by other person or bypass

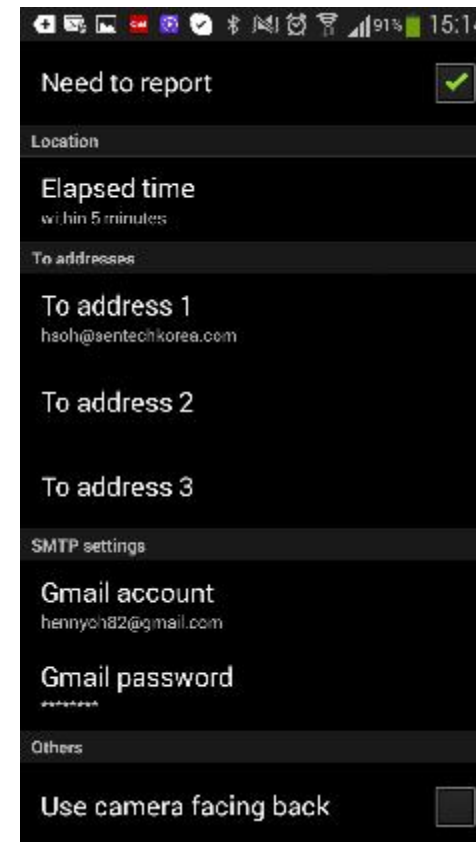
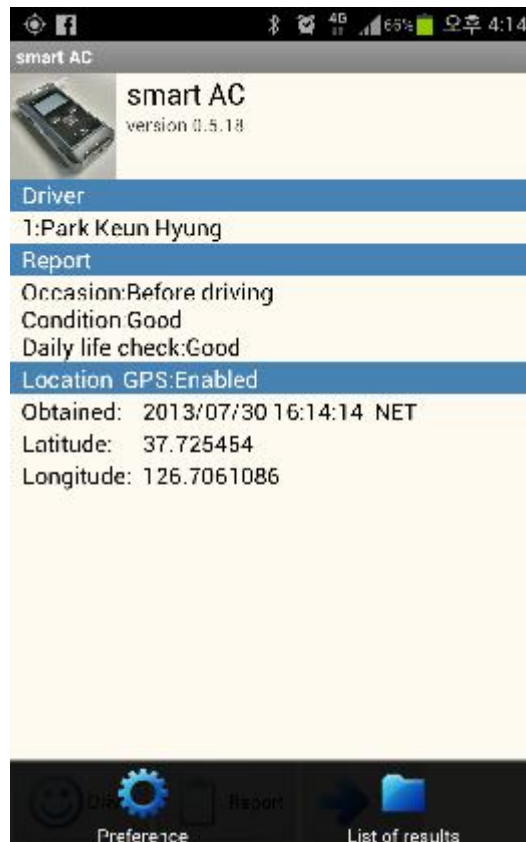


1. Test result is showing with subject's picture

2. At the same time, tested result is sent to designated email address

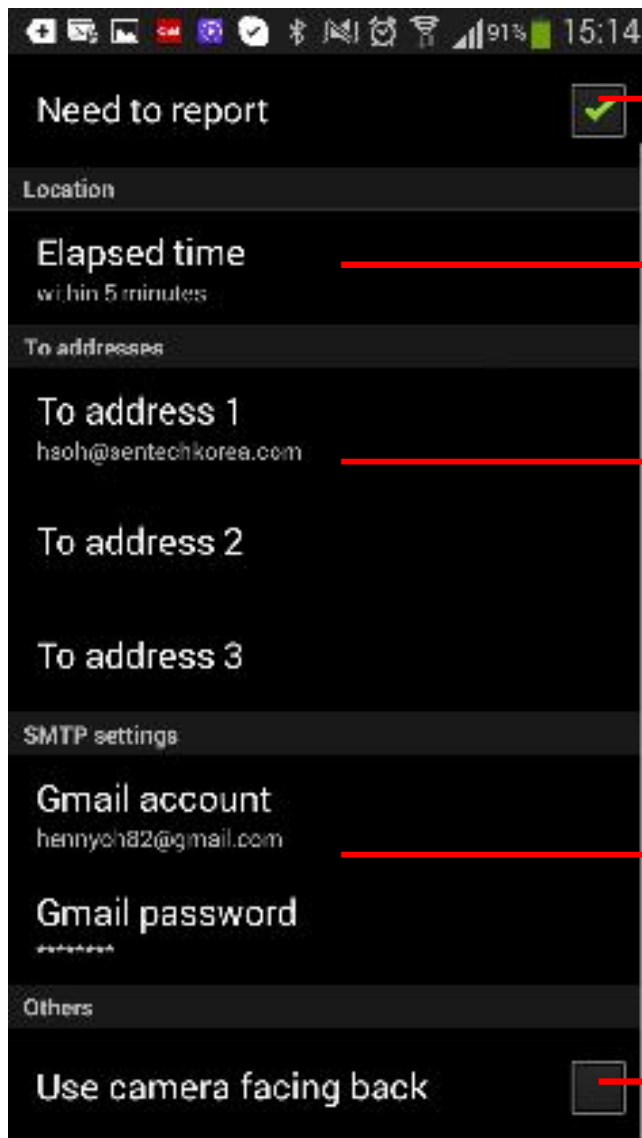
*this email address will be manager's or supervisor's email address for checking worker's alcohol sampling result in a realtime

<App. setting of ALP-1>



1. Press left bottom button of smartphone then will open setting mode

2. Preference/ List of result section will be showing



Check subject's condition report or not

GPS renewal time

Email address that test results receiving
Usually set as manager's email address

Email address that sending your test result
Usually set as worker's email address
*Only available Gmail account

Check front or rear camera to take picture
while blowing

If you keep pressing 2seconds the particular result, it can shows map where it tested and can also delete data



*Red “i” means positive result

*If certain result can not open a map, it is tested under GPS off