

SWIPPER™

TESTING KITS
FOR DRUGS

Methadone Test Kits

SW-0850



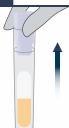
**Read
Before
Use**

As a precaution, gloves and eye protection should be worn when handling substances and using test units. Do not puncture any part of unit. Do not remove probe after breaking the ampule. In event of a spill, rinse affected area thoroughly with water. Keep out of reach of children. Store the tubes in a dark place, not exposed to light. All results are presumptive. If necessary, further testing by a competent drug testing lab can provide additional identification.

Test Preparation

1

Remove the SWIPPER™ Cap from the test unit.



Ensure that the test tube remains upright in order to avoid the ampule falling out of the tube.

2

Sample the suspected substance or tablet with the SWIPPER™ Cap.

Touch or Press



Test Preparation

3

Return the SWIPPER™ Cap to the test tube. Press firmly.



STOP

Do not continue unless the SWIPPER™ Cap is properly secured.

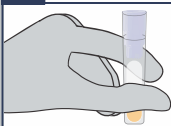
⚠ CAUTION ⚠

The kit contains an acid. Make sure to follow all the safety procedures.

Identification

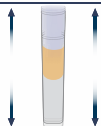
4

With **thumb and forefinger**, squeeze the test tube until the ampule breaks.



5

Gently shake test up and down to ensure that the liquid touches the Cap.



Results



The appearance of a bluish green to dark green color indicates the presence of **Methadone**.



The appearance of a light green to dark yellow color indicates the presence of **Amphetamine** or **Methamphetamine**.



If **none** of the above colors develop, the above listed drugs are **not** present.



Disposal

Dilute the acid with some tap water before disposing the kit in the trash.



ENG
v2
01-22



World Leader in
Forensic Products

Manufactured by IDenta Ltd
www.identa-corp.com

Patented Technology • Made in Israel

LOT:

EXP: