

CUSPER™

TESTING KITS FOR DRUGS

Procedure Card for IDT0850

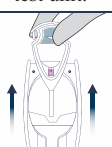


METHADONE IDENTIFICATION

Substance Test

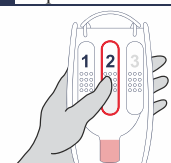
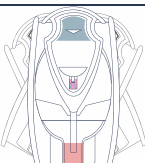




**Read
Before
Use**

As a precaution, gloves and eye protection should be worn when handling drug substances and using test units. Do not puncture any part of unit. Do not remove probe once a capsule is broken. In the unlikely event of a spill, rinse affected area thoroughly with water. Keep out of reach of children. All results are presumptive. If necessary, further testing by a competent drug testing lab can provide additional identification.

Test Preparation	1	Remove the Smart-Tip™ probe from test unit.	2 Sample suspected substance.	
			Powder Touch Smart-Tip™ probe to sample. 	Tablet Firmly press Smart-Tip™ probe on the tablet while scrubbing in a circular motion until the tip is completely covered with substance. 

Test Preparation	3	Lock Smart-Tip™ probe into test unit. Press firmly. 	STOP Do not continue unless probe is locked below the Flex Pins and cannot be removed from the test unit.	Identification	4	With thumb and forefinger , squeeze chamber 1 until capsule breaks.	5	Gently shake test unit for 2-3 seconds.
								

Identification	6	With thumb and forefinger , squeeze chamber 2 until capsule breaks. 	7	Gently shake test unit for 2-3 seconds. 
----------------	---	---	---	--

Results		The appearance of turquoise color particles adhering to the sampler tip or precipitating out of solution indicates the presence of Methadone .
		If no turquoise color develops, Methadone is not present.



Disposal

The test kit is safe to dispose of in the trash.

0713

**IDenta**
World Leader in
Forensic Products

Manufactured by IDenta Ltd

www.identa-corp.com

Patented Technology

Made in Israel