



TESTING KITS FOR DRUGS

# Procedure Card for IDT0450

## MORPHINE IDENTIFICATION

### Substance Test

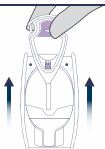


#### Read Before Use

As a precaution, gloves and eye protection should be worn when handling drug substances and using test units. Do not puncture any part of unit. Do not remove probe once a capsule is broken. In the unlikely event of a spill, rinse affected area thoroughly with water. Keep out of reach of children. All results are presumptive. If necessary, further testing by a competent drug testing lab can provide additional identification.

#### Test Preparation

**1** Remove the Smart-Tip™ probe from test unit.



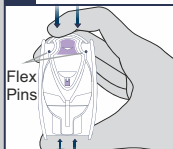
**2** Sample suspected substance.

#### Tablet

Firmly press Smart-Tip™ probe on the tablet while scrubbing in a circular motion until the tip is completely covered with substance.



**3** Lock Smart-Tip™ probe into test unit. Press firmly.

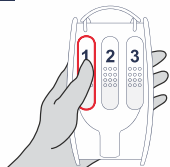


**STOP**

**Do not continue unless probe is locked below the Flex Pins and cannot be removed from the test unit.**

#### Identification

**4** With **thumb and forefinger**, squeeze chamber 1 until capsule breaks.



**5** Gently shake test unit for 2-3 seconds.



#### Results



If the substance is a tablet, the appearance of a purple color indicates the presence of an opiate such as **Morphine** or **Codeine**.



If no purple color develops, an opiate, such as Morphine or Codeine, is **not** present.

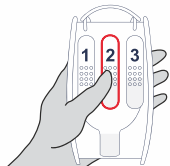


**Proceed to Dilution (steps 6-9), regardless of whether or not a color appeared.**



#### Dilution

**6** With **thumb and forefinger**, squeeze chamber 2 until capsule breaks.



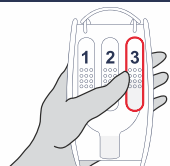
**7** Gently shake test unit for 2-3 seconds.



**Wait 5 minutes.**  
The test window will warm up. This is normal.

#### Dilution

**8** With **thumb and forefinger**, squeeze chamber 3 until capsule breaks.



**9** Gently shake test unit for 2-3 seconds.



The test window will warm up. This is normal.



#### Disposal

After Dilution, the test kit is safe to dispose of in the trash.

01-19



Manufactured by IDenta Ltd  
www.identa-corp.com  
Patented Technology  
Made in Israel