

## BUPHEDRONE IDENTIFICATION

### Substance Test

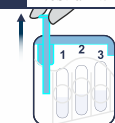


#### Read Before Use

As a precaution, gloves and eye protection should be worn when handling drug substances and using test units. Do not puncture any part of unit. Do not remove probe once a capsule is broken. In the unlikely event of a spill, rinse affected area thoroughly with water. Keep out of reach of children. All results are presumptive. If necessary, further testing by a competent drug testing lab can provide additional identification.

#### Test Preparation

**1** Remove the probe from test unit.



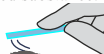
**2** Sample suspected substance.

Touch or Swipe or Dig

Touch probe to the suspected substance.



Swipe either side of the probe across the suspected substance.

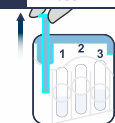


Firmly press probe on the tablet while scrubbing in a circular motion until the tip is completely covered with substance.



#### Test Preparation

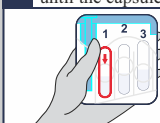
**3** Secure probe into test unit. Press firmly.



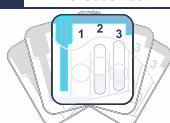
**STOP**  
Do not continue unless probe is secured properly in place.

#### Identification

**4** From both sides of the kit, squeeze on the circle of **Chamber 1** until the capsule breaks.



**5** Gently shake test unit for 2-3 seconds.



#### Results



The appearance of a yellow color indicates the presence of a Cathinone, or an analogue such as **Buphedrone**, Mephedrone (4-Methylcathinone), Methylcathinone or N,N-Dimethylcathinone.



If no yellow color develops, the above listed drugs are **not** present.



Proceed to Dilution (steps 6-9), regardless of whether or not a color appeared.



#### Dilution

**6** From both sides of the kit, squeeze on the circle of **Chamber 2** until the capsule breaks.



**7**

Gently shake test unit for 2-3 seconds.



**Wait 5 minutes.**  
The test window will warm up. This is normal.

#### Dilution

**8** From both sides of the kit, squeeze on the circle of **Chamber 3** until the capsule breaks.



**9**

Gently shake test unit for 2-3 seconds.



The test window will warm up. This is normal.



#### Disposal

After Dilution, the test kit is safe to dispose of in the trash.

01-19